

TEXAS EDUCATION AGENCY

2016 Accountability Summary

GLEN ROSE ISD (213901)

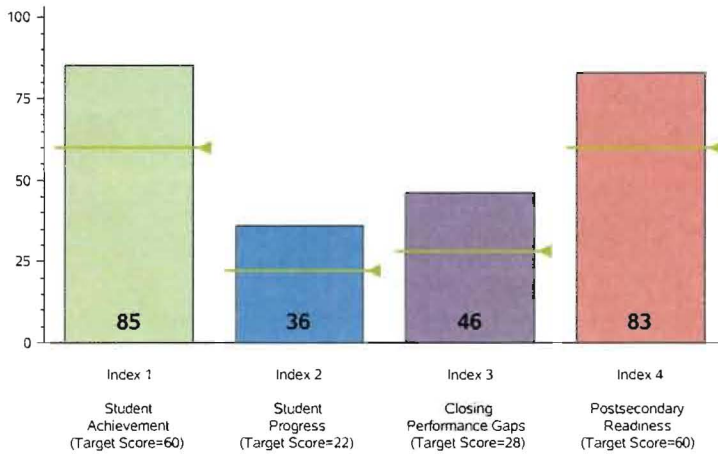
Accountability Rating

Met Standard

<p>Met Standards on</p> <ul style="list-style-type: none"> - Student Achievement - Student Progress - Closing Performance Gaps - Postsecondary Readiness 	<p>Did Not Meet Standards on</p> <ul style="list-style-type: none"> - NONE
<p>In 2016, to receive a Met Standard or Met Alternative Standard rating, districts and campuses must meet targets on three indexes: Index 1 or Index 2 and Index 3 and Index 4.</p>	

Performance Index Report

Distinction Designation



Postsecondary Readiness

Percent of Eligible Measures in Top Quartile
5 out of 11 = 45%

NO DISTINCTION EARNED

Performance Index Summary

System Safeguards

Index	Points Earned	Maximum Points	Index Score
1 - Student Achievement	2,342	2,768	85
2 - Student Progress	434	1,200	36
3 - Closing Performance Gaps	910	2,000	46
4 - Postsecondary Readiness			
STAAR Score	12.5		
Graduation Rate Score	25.0		
Graduation Plan Score	23.5		
Postsecondary Component Score	22.4		
			83

Number and Percentage of Indicators Met	
Performance Rates	22 out of 25 = 88%
Participation Rates	12 out of 12 = 100%
Graduation Rates	4 out of 4 = 100%
Met Federal Limits on Alternative Assessments	1 out of 1 = 100%
Total	39 out of 42 = 93%

For further information about this report, please see the Performance Reporting Division website at <https://rptsvr1.tea.texas.gov/perfreport/account/2016/index.html>

TEXAS EDUCATION AGENCY

2016 Accountability Summary

GLEN ROSE H S (213901001) - GLEN ROSE ISD

Accountability Rating

Met Standard

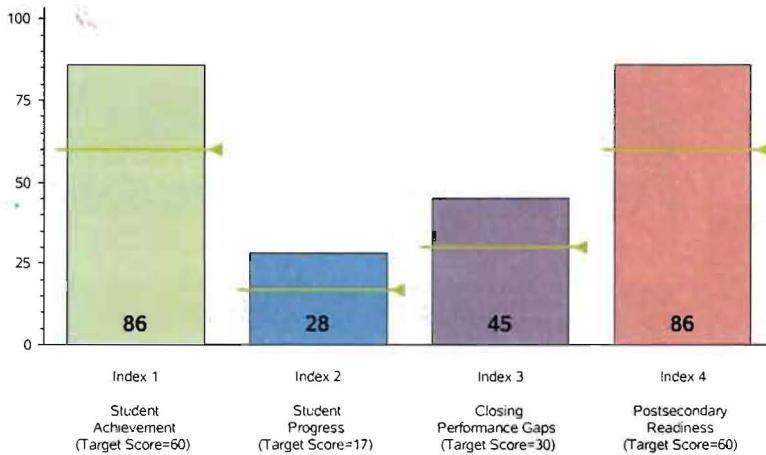
Met Standards on	Did Not Meet Standards on
<ul style="list-style-type: none"> - Student Achievement - Student Progress - Closing Performance Gaps - Postsecondary Readiness 	<ul style="list-style-type: none"> - NONE
In 2016, to receive a Met Standard or Met Alternative Standard rating, districts and campuses must meet targets on three indexes: Index 1 or Index 2 and Index 3 and Index 4.	

Distinction Designation



Academic Achievement in ELA/Reading
NO DISTINCTION EARNED
Academic Achievement in Mathematics
DISTINCTION EARNED
Academic Achievement in Science
NO DISTINCTION EARNED
Academic Achievement in Social Studies
DISTINCTION EARNED
Top 25 Percent Student Progress
NO DISTINCTION EARNED
Top 25 Percent Closing Performance Gaps
NO DISTINCTION EARNED
Postsecondary Readiness
DISTINCTION EARNED

Performance Index Report



Campus Demographics

Campus Type	High School
Campus Size	508 Students
Grade Span	09 - 12
Percent Economically Disadvantaged	29.3
Percent English Language Learners	1.8
Mobility Rate	8.8

Performance Index Summary

Index	Points Earned	Maximum Points	Index Score
1 - Student Achievement	568	661	86
2 - Student Progress	165	600	28
3 - Closing Performance Gaps	718	1,600	45
4 - Postsecondary Readiness			
STAAR Score	15.4		
Graduation Rate Score	25.0		
Graduation Plan Score	23.5		
Postsecondary Component Score	22.4		86

System Safeguards

Number and Percentage of Indicators Met	
Performance Rates	16 out of 16 = 100%
Participation Rates	8 out of 8 = 100%
Graduation Rates	4 out of 4 = 100%
Total	28 out of 28 = 100%

For further information about this report, please see the Performance Reporting Division website at <https://rptsrv1.tea.texas.gov/perfreport/account/2016/index.html>

TEXAS EDUCATION AGENCY
2016 Accountability Summary
 GLEN ROSE J H (213901041) - GLEN ROSE ISD

Accountability Rating

Met Standard

Met Standards on	Did Not Meet Standards on
- Student Achievement	- NONE
- Student Progress	
- Closing Performance Gaps	
- Postsecondary Readiness	

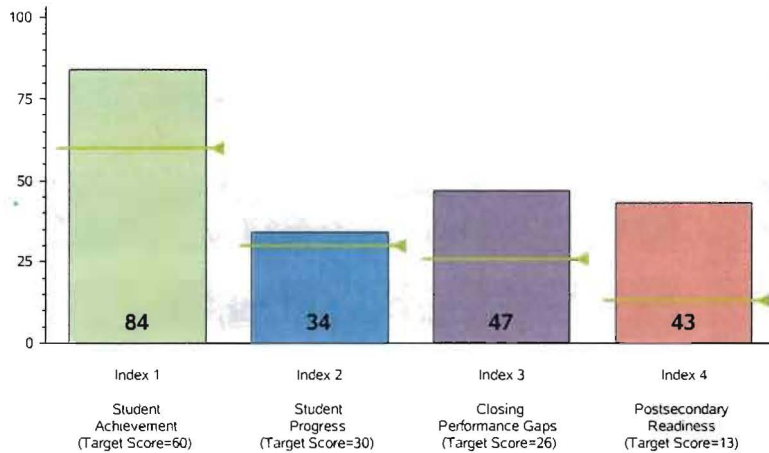
In 2016, to receive a Met Standard or Met Alternative Standard rating, districts and campuses must meet targets on three indexes: Index 1 or Index 2 and Index 3 and Index 4.

Distinction Designation



Academic Achievement in ELA/Reading	NO DISTINCTION EARNED
Academic Achievement in Mathematics	NO DISTINCTION EARNED
Academic Achievement in Science	DISTINCTION EARNED
Academic Achievement in Social Studies	DISTINCTION EARNED
Top 25 Percent Student Progress	NO DISTINCTION EARNED
Top 25 Percent Closing Performance Gaps	DISTINCTION EARNED
Postsecondary Readiness	NO DISTINCTION EARNED

Performance Index Report



Campus Demographics

Campus Type	Middle School
Campus Size	375 Students
Grade Span	06 - 08
Percent Economically Disadvantaged	40.3
Percent English Language Learners	6.9
Mobility Rate	7.4

Performance Index Summary

Index	Points Earned	Maximum Points	Index Score
1 - Student Achievement	893	1,066	84
2 - Student Progress	335	1,000	34
3 - Closing Performance Gaps	942	2,000	47
4 - Postsecondary Readiness			
STAAR Score	43.3		
Graduation Rate Score	N/A		
Graduation Plan Score	N/A		
Postsecondary Component Score	N/A		43

System Safeguards

Number and Percentage of Indicators Met	
Performance Rates	22 out of 22 = 100%
Participation Rates	10 out of 10 = 100%
Graduation Rates	N/A
Total	32 out of 32 = 100%

For further information about this report, please see the Performance Reporting Division website at <https://rptsrvr1.tea.texas.gov/perfreport/account/2016/index.html>

TEXAS EDUCATION AGENCY
2016 Accountability Summary
 GLEN ROSE INT (213901102) - GLEN ROSE ISD

Accountability Rating

Met Standard

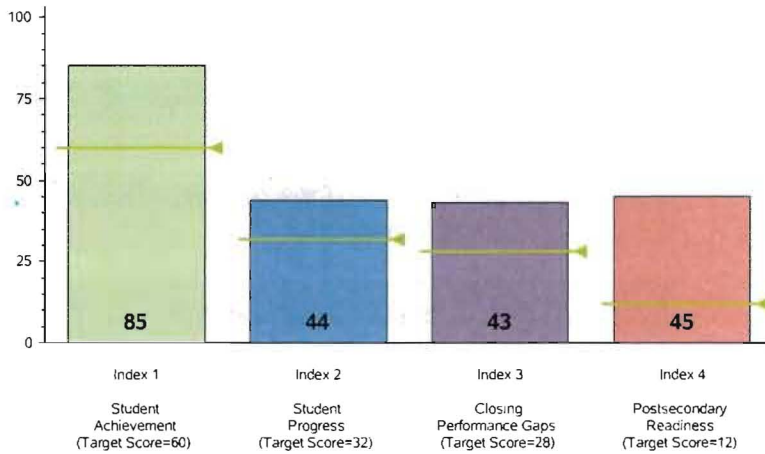
Met Standards on	Did Not Meet Standards on
- Student Achievement	- NONE
- Student Progress	
- Closing Performance Gaps	
- Postsecondary Readiness	

In 2016, to receive a Met Standard or Met Alternative Standard rating, districts and campuses must meet targets on three indexes: Index 1 or Index 2 and Index 3 and Index 4.

Distinction Designation

Academic Achievement in ELA/Reading	NO DISTINCTION EARNED
Academic Achievement in Mathematics	NO DISTINCTION EARNED
Academic Achievement in Science	NO DISTINCTION EARNED
Academic Achievement in Social Studies	NOT ELIGIBLE
Top 25 Percent Student Progress	NO DISTINCTION EARNED
Top 25 Percent Closing Performance Gaps	NO DISTINCTION EARNED
Postsecondary Readiness	NO DISTINCTION EARNED

Performance Index Report



Campus Demographics

Campus Type	Elementary
Campus Size	408 Students
Grade Span	03 - 05
Percent Economically Disadvantaged	40.4
Percent English Language Learners	14.0
Mobility Rate	10.4

Performance Index Summary

Index	Points Earned	Maximum Points	Index Score
1 - Student Achievement	881	1,041	85
2 - Student Progress	441	1,000	44
3 - Closing Performance Gaps	689	1,600	43
4 - Postsecondary Readiness			
STAAR Score	44.7		
Graduation Rate Score	N/A		
Graduation Plan Score	N/A		
Postsecondary Component Score	N/A		45

System Safeguards

Number and Percentage of Indicators Met	
Performance Rates	18 out of 18 = 100%
Participation Rates	10 out of 10 = 100%
Graduation Rates	N/A
Total	28 out of 28 = 100%

For further information about this report, please see the Performance Reporting Division website at <https://rptsrvr1.tea.texas.gov/perfreport/account/2016/index.html>

TEXAS EDUCATION AGENCY
2016 Accountability Summary
 GLEN ROSE EL (213901101) - GLEN ROSE ISD

Accountability Rating

Met Standard

This campus is paired with GLEN ROSE INT (213901102)

Distinction Designation

Academic Achievement in ELA/Reading

NOT ELIGIBLE

Academic Achievement in Mathematics

NOT ELIGIBLE

Academic Achievement in Science

NOT ELIGIBLE

Academic Achievement in Social Studies

NOT ELIGIBLE

Top 25 Percent Student Progress

NOT ELIGIBLE

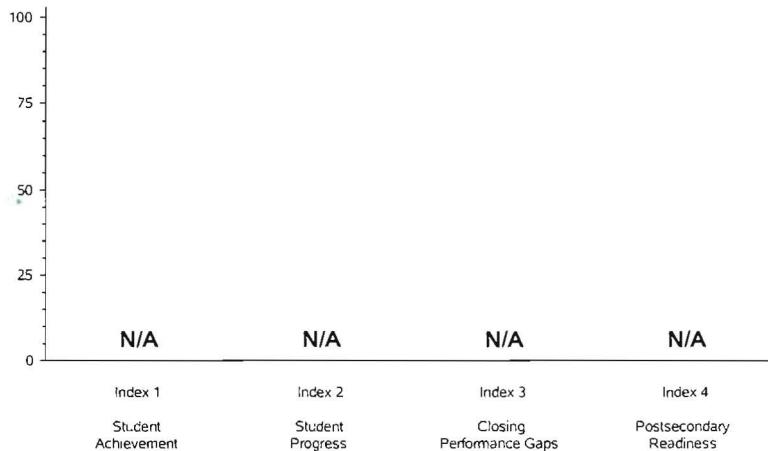
Top 25 Percent Closing Performance Gaps

NOT ELIGIBLE

Postsecondary Readiness

NOT ELIGIBLE

Performance Index Report



Campus Demographics

Campus Type	Elementary
Campus Size	435 Students
Grade Span	EE - 02
Percent Economically Disadvantaged	52.6
Percent English Language Learners	17.0
Mobility Rate	11.5

Performance Index Summary

Index	Points Earned	Maximum Points	Index Score
1 - Student Achievement	N/A	N/A	N/A
2 - Student Progress	N/A	N/A	N/A
3 - Closing Performance Gaps	N/A	N/A	N/A
4 - Postsecondary Readiness	N/A	N/A	N/A

System Safeguards

Number and Percentage of Indicators Met

Performance Rates	N/A
Participation Rates	N/A
Graduation Rates	N/A
Total	N/A

For further information about this report, please see the Performance Reporting Division website at <https://rptsrv1.tea.texas.gov/perfreport/account/2016/index.html>